

CANDIDATE
NAME

CENTRE
NUMBER

--	--	--	--

CANDIDATE
NUMBER

--	--	--	--



BIOLOGY

9700/43

Paper 4 A2 Structured Questions

October/November 2014

2 hours

Candidates answer on the Question Paper.

Additional Materials: Answer paper available on request.

READ THESE INSTRUCTIONS FIRST

Write your Centre number, candidate number and name in the spaces provided at the top of this page.

Write in dark blue or black pen.

You may use an HB pencil for any diagrams, graphs or rough working.

Do not use staples, paper clips, glue or correction fluid.

DO NOT WRITE IN ANY BARCODES.

Section A

Answer **all** questions.

Section B

Answer **one** question

Circle the number of the Section B question you have answered in the grid below.

Electronic calculators may be used.

At the end of the examination, fasten all your work securely together.

The number of marks is given in brackets [] at the end of each question or part question.

For Examiner's Use	
Section A	
1	
2	
3	
4	
5	
6	
7	
8	
Section B	
9 or 10	
Total	

This document consists of **22** printed pages and **2** lined pages.

Section A

Answer **all** the questions.

- 1 Phenylketonuria (PKU) is a genetic disease which results in a raised concentration of the amino acid phenylalanine in the blood. If left untreated in a newborn baby, it can lead to brain damage. For this reason, babies may be tested for PKU soon after birth.
- (a) (i) In people without PKU, excess phenylalanine is converted to the amino acid tyrosine by the enzyme phenylalanine hydroxylase (PAH). One of the mutations that can lead to PKU is caused by a base substitution in the gene coding for PAH. This results in the replacement of the amino acid arginine by the amino acid glutamine.

Table 1.1 shows the triplet base codes for arginine and glutamine.

Table 1.1

amino acid	DNA triplet
arginine	GCA
	GCG
	GCT
	GCC
	TCT
	TCC
glutamine	GTT
	GTC

Using the information in Table 1.1, explain how a single base substitution can replace arginine with glutamine in PAH.

.....

.....

.....

.....

.....

.....

.....

.....[2]

- (ii) Suggest the consequence to the structure of PAH as a result of a single base substitution in its gene.

.....

.....

.....[1]

- 2 The endangered Californian condor, *Gymnogyps californianus*, is the largest flying bird in North America. Condors feed on dead bodies of large mammals, such as cattle and deer. Fig. 2.1 shows the Californian condor.



Fig. 2.1

The population of these condors fell to just 22 in 1982 and this led to the California Condor Recovery Program (CCRP), a captive breeding programme, being set up in different zoos in the United States and Mexico.

Owing to the success of the captive breeding programme there are now over 300 condors. Many of these have been released as part of the programme.

- (a)** Outline the advantages of captive breeding programmes such as CCRP.

.....

.....

.....

.....

.....

.....

.....

.....

.....

.....

.....

[4]

(b) Suggest why animals in captive breeding programmes may not always breed successfully.

.....
.....
.....
.....
..... [2]

(c) When animals that have been bred in captivity are released, their survival rate is low.

Suggest **two** reasons why many of these animals are unable to survive in the wild.

.....
.....
.....
.....
..... [2]

(d) Bullets containing lead are commonly used by hunters. Hunting for pleasure means that hunters often leave the killed animals, such as deer, bears and antelopes, in the area where they have been shot.

Suggest why this is a threat, rather than an advantage, to the Californian condor.

.....
.....
.....
..... [1]

[Total: 9]

- 3 (a) The diagram outlines how a gene coding for human insulin is produced by genetic engineering techniques.

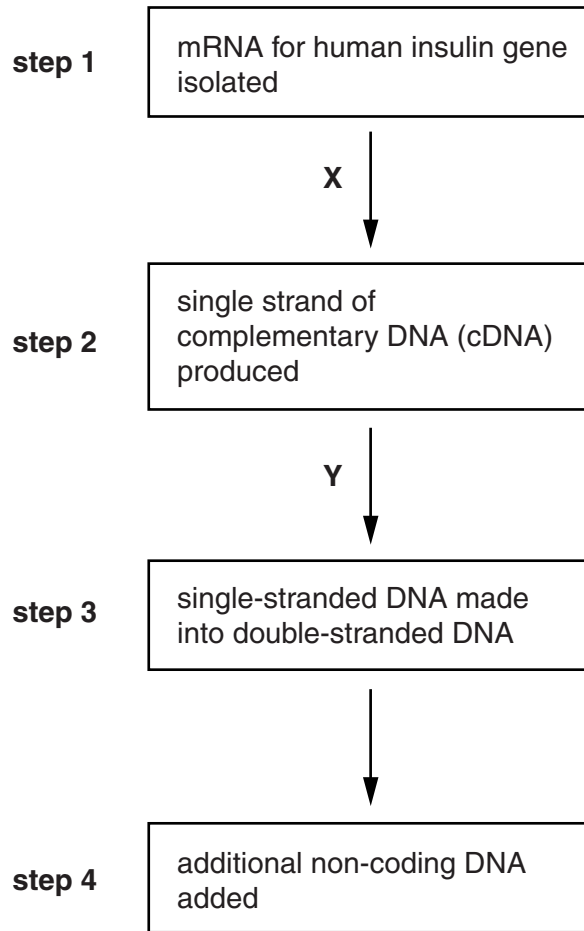


Fig. 3.1

- (i) Name the enzymes X and Y.

X

Y

[2]

- (ii) Explain why the starting point in this procedure is mRNA.

.....

 [2]

(b) Suggest why some methods of manufacturing genetically engineered insulin use eukaryotic yeast cells rather than prokaryotic bacterial cells.

.....
.....
.....
.....
..... [2]

(c) State **three** advantages of using human insulin produced by genetic engineering.

.....
.....
.....
.....
.....
.....
.....
..... [3]

[Total: 9]

4 (a) All living organisms require a continuous supply of energy.

Outline the need for energy in living organisms.

.....

.....

.....

.....

.....

.....[2]

(b) Fig. 4.1 is a diagram of ATP.

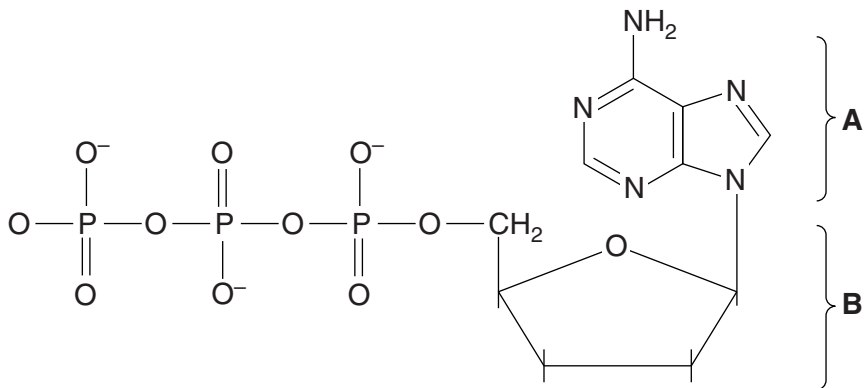


Fig. 4.1

(i) Name **A** and **B**.

A

B

[1]

(ii) Describe how the structure of ATP is related to its role as energy currency.

.....

.....

.....

.....

.....

.....

.....

.....

.....

.....

.....[3]

(c) *Thermus thermophilus* is a bacterium found in geothermal environments, such as hot springs. The bacterium respire **aerobically**, even though at high temperatures the solubility of oxygen in water is low.

(i) Explain how **aerobic** respiration may be affected by a decrease in oxygen availability.

.....
.....
.....
.....
.....
.....[2]

(ii) One strain of *T. thermophilus*, HB8, has an enzyme, nitrate reductase, which allows nitrate to be used as the final electron acceptor in the electron transport chain (ETC).

Suggest an advantage to the bacterium of this adaptation.

.....
.....[1]

(d) A mutant strain of HB8 (HB8 mutant) was made by adding an insertion mutation to the gene that codes for the enzyme nitrate reductase.

An investigation was carried out into population growth of HB8 and of HB8 mutant in aerobic and in anaerobic conditions. In each experiment, a flask containing bacterial culture medium was incubated. Table 4.1 shows how the flasks were set up.

The number of bacteria of each strain per cm³ was calculated after 20 hours.

Table 4.1

flask	bacteria	conditions
1	HB8	aerobic
2	HB8 mutant	aerobic
3	HB8 and HB8 mutant	aerobic
4	HB8	anaerobic
5	HB8 mutant	anaerobic
6	HB8 and HB8 mutant	anaerobic

The results are shown in Fig. 4.2.

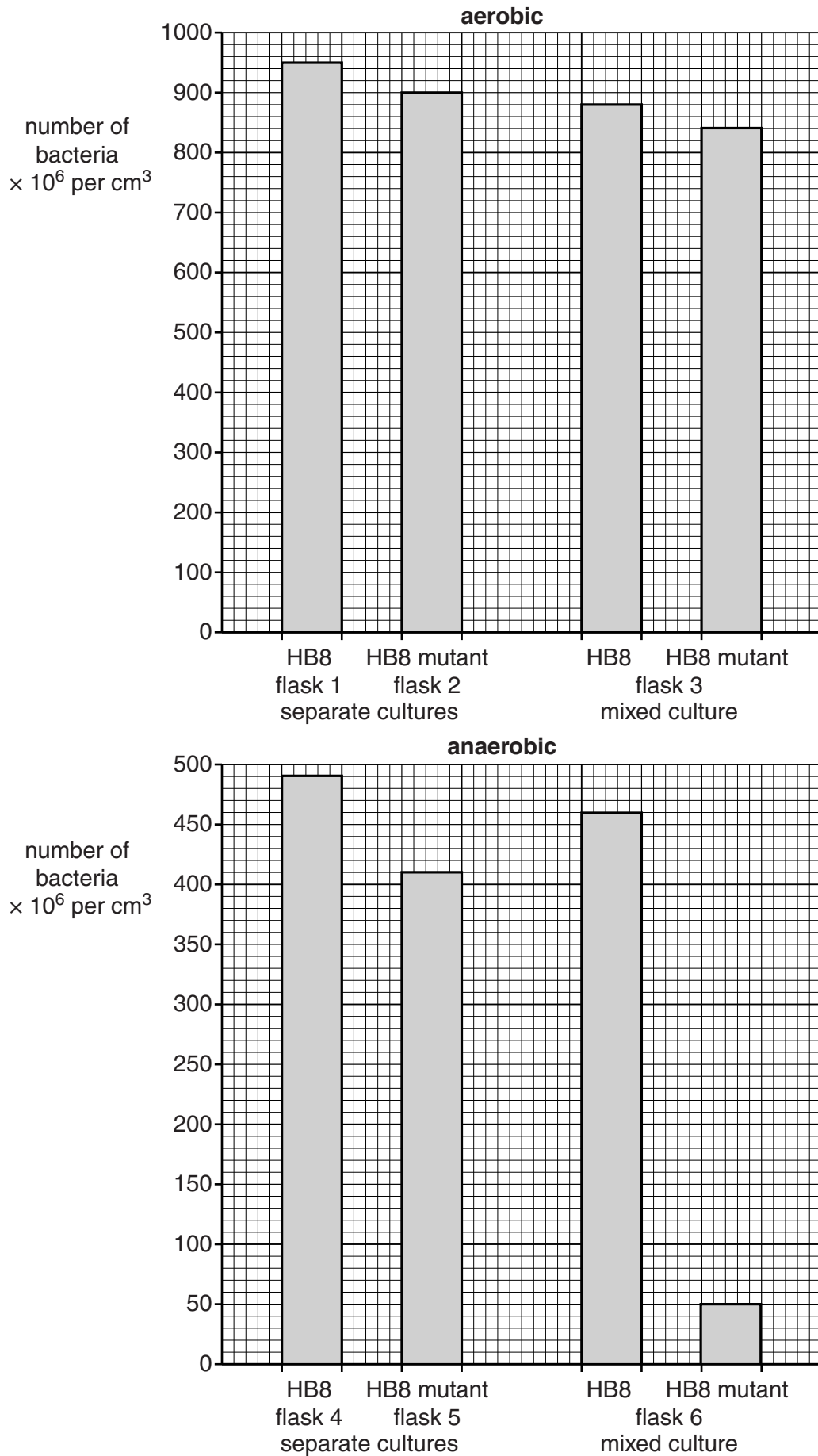


Fig. 4.2

- (i) Compare the growth of the two strains of bacteria in aerobic and anaerobic conditions in **separate** cultures.

.....

.....

.....

.....

.....

..... [2]

- (ii) Compare the growth of the two strains of bacteria in aerobic and anaerobic conditions in **mixed** cultures.

.....

.....

.....

.....

.....

..... [2]

- (iii) Suggest an explanation for the results shown in flask 6.

.....

.....

..... [1]

[Total: 14]

- 5 (a) The pollutants in waste water from the textile industry may include azo-dyes, which give colour to textiles. Azo-dyes are organic pollutants that can be carcinogenic.

White-rot fungi are useful for the treatment of environmental pollution as they produce extracellular enzymes that are able to break down a number of organic pollutants, such as azo-dyes.

The extracellular enzymes produced by white-rot fungi are primary metabolites that are mass produced by continuous culture.

- (i) Outline the main operating conditions of continuous culture.

.....
.....
.....
.....
.....[2]

- (ii) State **three** advantages of using continuous culture and not batch culture, for the mass production of these enzymes.

.....
.....
.....
.....
.....
.....
.....
.....
.....[3]

- (ii) When a similar experiment was performed using the free enzymes from the white-rot fungal cells, all concentrations of azo-dye shown in Table 5.1 were broken down within 12 hours.

Suggest why free enzymes break down the azo-dye more quickly than intact white-rot fungal cells.

.....
.....
.....
.....[2]

- (c) These extracellular enzymes may be immobilised on an inert support.

Outline the advantages of using immobilised enzymes in the treatment of textile waste water.

.....
.....
.....
.....
.....
.....[3]

[Total: 14]

6 *Asparagus*, *Asparagus officinalis*, is a green vegetable plant grown in many parts of the world.

Fig. 6.1 shows some asparagus shoots.



Fig. 6.1

(a) The shoots are usually cooked and then eaten hot or cold. Asparagus contains many mineral ions which have important roles in the bodies of mammals.

Complete Table 6.1 to summarise some of these roles.

Table 6.1

ion	role	type of cell
Fe ²⁺	red blood cell
Na ⁺	co-transport in the kidney
Ca ⁺	neurone

[3]

- (b) When asparagus is digested, some of the compounds produced pass quickly into the urine to give a characteristic odour that only 22% of people can detect. The compounds bind to specific chemoreceptors in the nasal cavities of these people.

Complete the sentence below by using the most appropriate scientific term.

The chemoreceptors will send impulses to the brain only if the
potential is reached. [1]

- (c) Outline how molecules, such as the compounds from the digestion of asparagus, pass from the blood to become part of the glomerular filtrate.

.....
.....
.....
.....
.....
.....
.....
.....
.....
.....
.....
.....
.....
.....
.....
.....
.....
.....
.....
.....
.....

..... [4]

[Total: 8]

7 The ABO blood grouping system in humans is determined by a single gene with three alleles: I^A , I^B and I^O .

(a) Distinguish between the terms *gene* and *allele*.

gene

.....

.....

allele

.....

.....[4]

(b) Fig. 7.1 shows a pedigree diagram of the inheritance of the ABO blood group system. The blood group of some of the individuals is given in the pedigree.

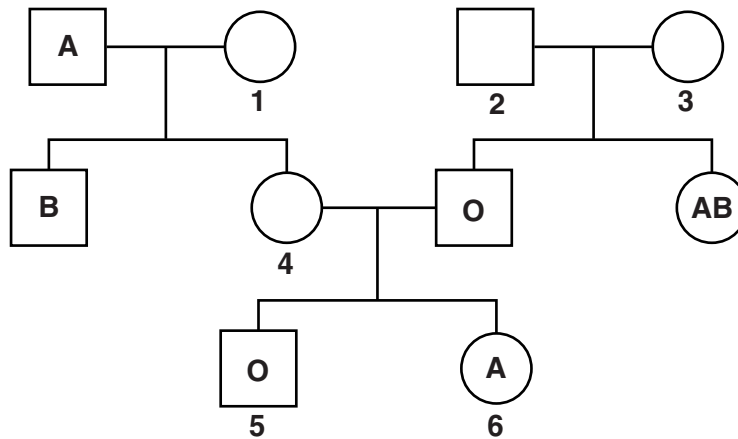


Fig. 7.1

Use the information in Fig. 7.1 and the genetic symbols I^A , I^B and I^O , to complete the table.

individual	phenotype	genotype
1		
2		
3		
4		

[4]

[Total: 8]

8 (a) Fig. 8.1 is a diagram of a palisade cell from a leaf.

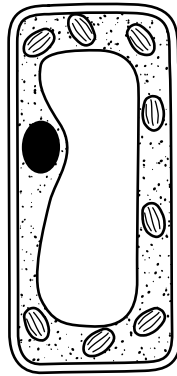


Fig. 8.1

Using label lines and the letters **X**, **Y** and **Z**, identify a structure in Fig. 8.1 that:

- contains RuBP – **X**
- is fully permeable – **Y**
- is made mainly of phospholipids – **Z**

[3]

(b) An experiment was carried out to investigate the effect of light intensity on the rate of photosynthesis in an aquatic plant using the apparatus shown in Fig. 8.2.

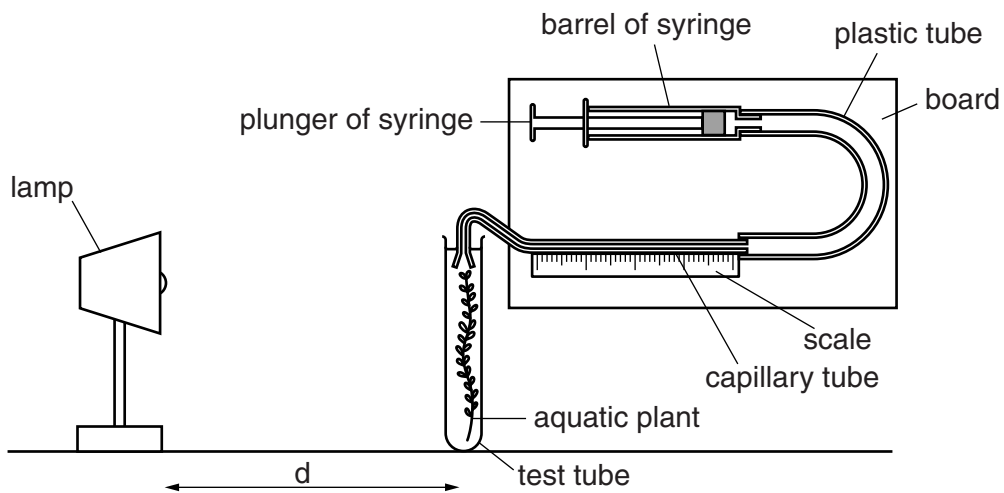


Fig. 8.2

As photosynthesis took place, the oxygen produced formed a bubble of gas which moved along the scale in the capillary tube. The distance moved by the bubble in a fixed period of time was used to calculate the rate of photosynthesis.


The light intensity was varied by altering the distance, d , between the lamp and the photosynthesising plant.

The results are shown in Table 8.1.

Table 8.1

light intensity / arbitrary units	rate of photosynthesis / arbitrary units
50	50
100	100
125	110
150	115
200	120
300	120

- (i) Using the data in Table 8.1, draw a graph to show the relationship between light intensity and the rate of photosynthesis.



[3]

(ii) Explain the shape of the graph you have drawn, with reference to limiting factors.

.....

.....

.....

.....

.....

.....

.....

.....

.....

.....[3]

(c) Fig. 8.3 shows the absorption spectra of the photosynthetic pigments of a flowering plant.

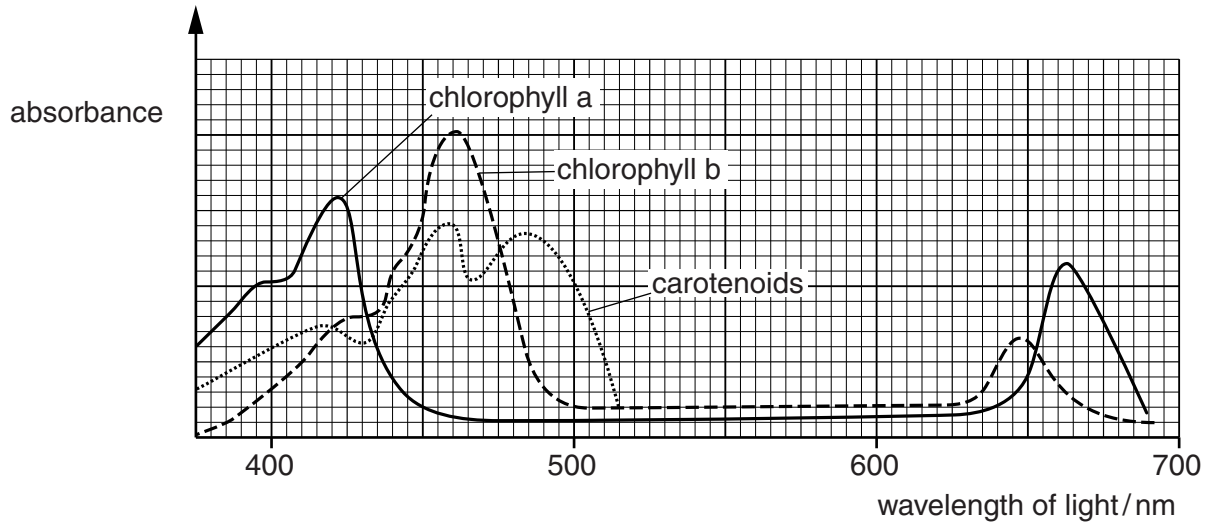


Fig. 8.3

(i) Name the accessory pigment(s) shown in Fig. 8.3.

.....

.....[1]

(ii) Outline the role of the accessory pigments in photosynthesis.

.....
.....
.....
.....
.....
.....
.....
.....[3]

(iii) Very little light of wavelength 550 nm is absorbed by the photosynthetic pigments.

State what happens to most of this light.

.....
.....[1]

(iv) A graph can also be drawn to show the relationship between the wavelength of light and the rate of photosynthesis.

State the name of this type of graph.

.....[1]

[Total: 15]

Section B

Answer **one** question.

- 9 (a) Describe how the vitamin A content of rice can be enhanced by genetic modification. [8]
- (b) Outline the disadvantages of using plants that have been genetically modified. [7]
- [Total: 15]

- 10 (a) Outline the technique of in-vitro fertilisation (IVF). [8]
- (b) Discuss the ethical implications of IVF. [7]
- [Total: 15]

.....

.....

.....

.....

.....

.....

.....

.....

.....

.....

.....

.....

.....

.....

.....

.....

.....

.....

.....

.....

.....

.....

.....

Dotted lines for writing.

.....
.....
.....
.....
.....
.....
.....
.....
.....
.....
.....
.....
.....
.....
.....
.....
.....
.....
.....
.....
.....
.....
.....
.....
.....
.....
.....
.....
.....
.....
.....
.....
.....
.....
.....
.....
.....
.....

Copyright Acknowledgements:

Fig. 2.1 Yva Momatiuk & John Eastcott / Getty Images
Fig. 6.1 J. R. Bale / Alamy

Permission to reproduce items where third-party owned material protected by copyright is included has been sought and cleared where possible. Every reasonable effort has been made by the publisher (UCLES) to trace copyright holders, but if any items requiring clearance have unwittingly been included, the publisher will be pleased to make amends at the earliest possible opportunity.

Cambridge International Examinations is part of the Cambridge Assessment Group. Cambridge Assessment is the brand name of University of Cambridge Local Examinations Syndicate (UCLES), which is itself a department of the University of Cambridge.